





Focusing Matters – Brooklyn – Version 1

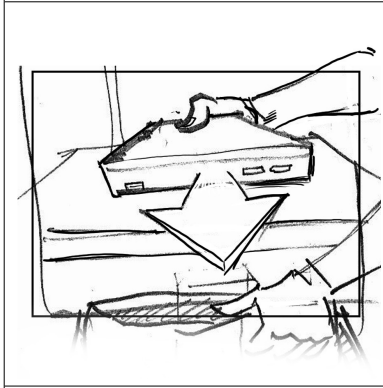
	<p>Shot: 1</p> <p>Notes: Hero sleeps in a sparse hip apartment. Perhaps he is out of focus. A cell phone next to bed rings an alarm, which the hero swiftly grabs while sitting up.</p>
	<p>Shot: 1 (continued)</p> <p>Notes: Hero is leaning into camera. perhaps title text is going out of focus, while he is coming into focus.</p>
	<p>Shot: 2</p> <p>Notes: Shoes sit waiting</p>
	<p>Shot: 2 (continued)</p> <p>Notes: The hero's feet slip into the shoes. (no socks?)</p>

Focusing Matters – Brooklyn – Version 1



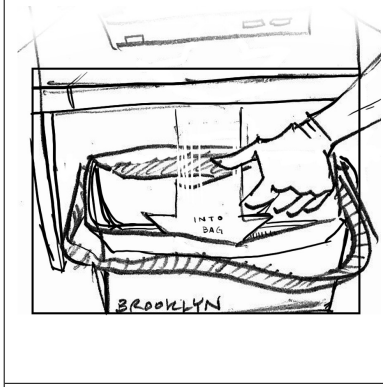
Shot: 3

Notes: The hero is just finishing eating breakfast (his shoes were waiting at this counter), and he slides his plate into the sink. Perhaps camera tracks left at end of shot, to better reveal laptop(s) in background.



Shot: 4

Notes: Laptop slides towards camera...



Shot: 4 (continued)


Notes: ... and into the waiting satchel/bag. (maybe he slides two different kinds of laptops into sides of bag?)



Shot: 5


Notes: Satchel swings onto heroes back as his right hand slides along the wall towards a light switch.

Focusing Matters – Brooklyn – Version 1



Shot: 5 (continued)

Notes: Hero's hand flicks the light switch off, while he continues towards the door. He is focused, and in a constant state of motion.



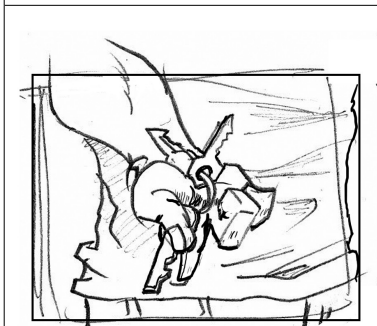
Shot: 5 (continued)

Notes: Hero cavalierly swings door shut. Perhaps we see two welcome mats, for coming and going. Perhaps all locks lock at once, suggesting high-tech/future ease.



Shot: 6

Notes: Hero exits a brownstone. Perhaps shot in such a way that we just see a grid of similarly shaped windows and doors.



Shot: 7

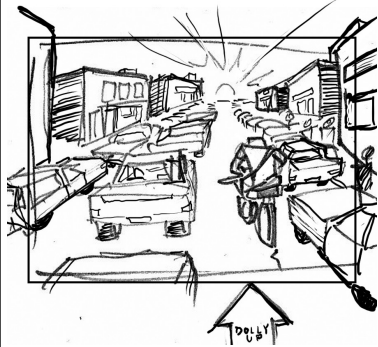
Notes: Hero whips out some keys, instantly picking what he needs (or perhaps he selects a car door opening clicker).

Focusing Matters – Brooklyn – Version 1




Shot: 8

Notes: Hero approaches car, but rides off on a bike we didn't see behind the car. He goes in the direction opposite all the parked cars.




Shot: 9

Notes: Hero zooms into the rising sun. past tons of cars stuck in traffic. Perhaps camera dollies up. Perhaps hero stops and talks to a friend stuck in traffic?



Shot: 10


Notes: Hero bikes past the morning crowd at loveable brooklyn shop (establishing neighborhood flavor). In the distance we see water, and manhattan.



Shot: 11


Notes: Hero hops off the curb. Camera is attached to bike. Speed.

Focusing Matters – Brooklyn – Version 1



Shot: 12

Notes: The Brooklyn bridge. Perhaps we see the hero, tiny, biking out onto the pedestrian walkway.



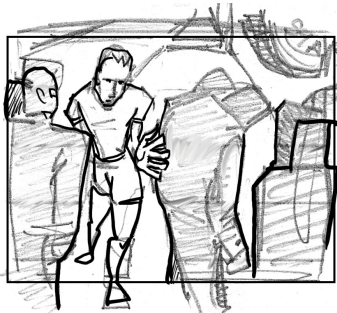
Shot: 13

Notes: Hero zooms along the bridge's walkway, entering manhattan.



Shot: 14

Notes: The hero looks confident, and is amidst the skyscrapers of the big city. (should we show where he locks up the bike? somehow?)



Shot: 15

Notes: Hero slices through a line of glum coffee chain addicts.

Focusing Matters – Brooklyn – Version 1




Shot: 16

Notes: Reverse angle shows hero going to some place more out of the way (do such places exist in manhattan?)



Shot: 17

Notes: Hero pushes through a little shops door.



Shot: 18


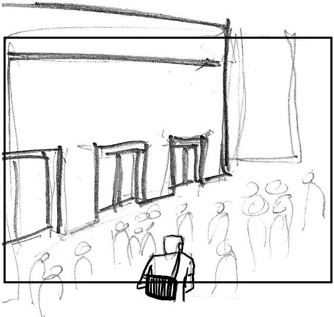


Notes: There is no line here. The hero is still in constant motion, heading for the coffee pot. The old ugly barista waves hello (or whatever they do in Manhattan to indicate knowing each other for a while).







Shot: 19

Notes: Hero fills his trusty travel mug.


Focusing Matters – Brooklyn – Version 1

	<p>Shot: 20</p> <p>Notes: One last glimpse of the epic city, before our hero hits his office.</p>
	<p>Shot: 21</p> <p>Notes: There are tons of people waiting for elevators in his building.</p>
	<p>Shot: 22</p> <p>Notes: He walks past the first cramped elevator and is the first to slide into the next available. no waiting. (or perhaps he takes stairs to second floor or basement level, to avoid the crowd surge?)</p>
	<p>Shot: 23</p> <p>Notes: Hero walks through his semi-sterile office environment. Rows of cubicles present large plain backdrops.</p>

Focusing Matters – Brooklyn – Version 1

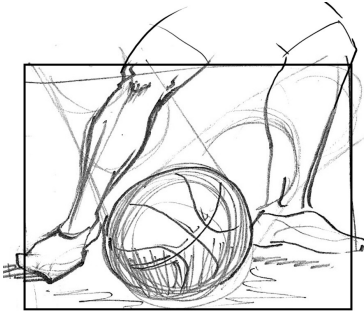
 <p>A hand-drawn storyboard panel for Shot 23 (continued). It depicts a character walking from left to right past a storefront. The storefront has a sign that says "BARB BORK" in green letters. The entire scene is tinted green, indicating CGI. An arrow at the bottom points to the right with the word "face" written below it.</p>	<p>Shot: 23 (continued)</p> <p>Notes: Perhaps the cubicle end-walls start fading into charming store fronts from his neighborhood, as though he brought his culture with him. (green indicates CGI).</p>
 <p>A hand-drawn storyboard panel for Shot 24. It is a close-up of a character's face as he talks on a mobile phone. He has a surprised or attentive expression. There are some motion lines around his head.</p>	<p>Shot: 24</p> <p>Notes: Hero gets a call, and he changes direction.</p>
 <p>A hand-drawn storyboard panel for Shot 25. It shows two characters in conversation. The character on the left is "The Boss" and the character on the right is Hero. Hero is holding a cup. The lady (The Boss) looks nervous.</p>	<p>Shot: 25</p> <p>Notes: Hero enters a space where “The Boss” is talking to a lady (delegating a task). The lady looks nervous, but when she looks over to the Hero, he smiles with confidence.</p>
 <p>A hand-drawn storyboard panel for Shot 26. It is a close-up of a character's face, likely Hero, giving a thumbs up gesture. He has a confident and reassuring expression.</p>	<p>Shot: 26</p> <p>Notes: Hero gives her reassurance.</p>

Focusing Matters – Brooklyn – Version 1



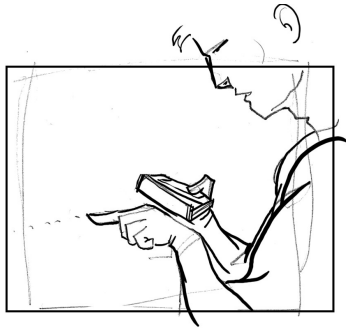
Shot: 27

Notes: Hero walks up to a wall and gestures menu items from Web Tools into a tight triangle. Lady lifts a PDA and captures his work. (he is getting work done).




Shot: 28

Notes: (crosscutting) A basketball bounces in front of the hero's memorable shoes, on some outside basketball court.



Shot: 29


Notes: (back in the office) Hero slides a finger off his PDA. Perhaps he picks up his back. (he's heading out of the office for a quick basketball game).




Shot: 30

Notes: Back on the court, but in a different position, the ball bounces near the hero's shoes yet again.

Focusing Matters – Brooklyn – Version 1

	<p>Shot: 31</p> <p>Notes: Hero rolls past a guard, controlling the ball. We are in the game now.</p>
	<p>Shot: 32</p> <p>Notes: Hero looks to teammates and gestures towards his eyes. We are in some sort of public park (back in brooklyn?)</p>
	<p>Shot: 33</p> <p>Notes: Hero gestures with two fingers towards teammates, who changes where they were running.</p>
	<p>Shot: 34</p> <p>Notes: In slow motion, the hero fires the ball towards the camera. (passing). Perhaps a hand slips in and receives the ball before hit hits lens.</p>

Focusing Matters – Brooklyn – Version 1



Shot: 35

Notes: Feet are high in the air as a slam dunk is made. Opponents look confused. The hero claps his hands together (he's managed the team into a good play). The players are a very diverse mix. Short irish, wirey hasidic jew, chubby black guy, etc.



Shot: 36

Notes: Perhaps we see some ugly bastard spraying his face with water.
(Or any series of "flavor" shots, to suggest the game is intense, and the people are varied.)



Shot: 37

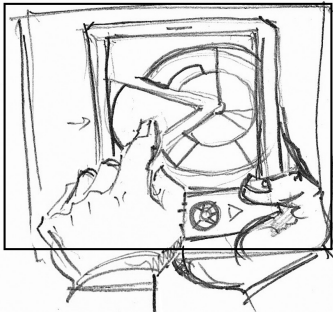



Notes: The hero looks around at all the crazy characters, and has an epiphany.




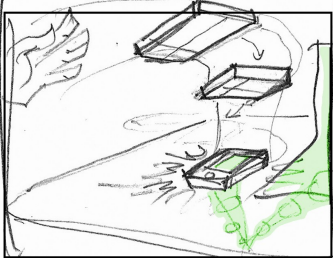

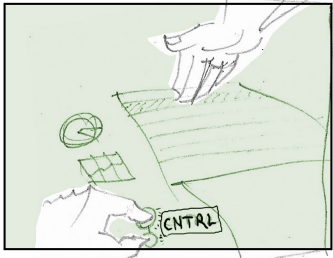
Shot: 38

Notes: Hero sits on a bench to check his PDA, and drink some water.


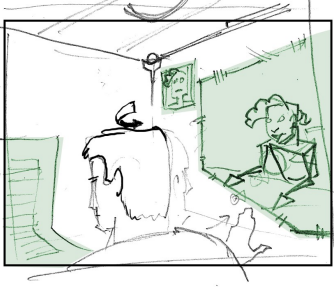


Focusing Matters – Brooklyn – Version 1

	<p>Shot: 39</p> <p>Notes: Hero slides more web tool items together to form a circular pattern.</p>
	<p>Shot: 40</p> <p>Notes: Back in the office, hero is wiping his hair with a towel (returning to clean). Behind him we see a map of the office with coworkers identified by Windows Live tags.</p>
	<p>Shot: 40 (continued)</p> <p>Notes: The lady he worked with earlier pops up and address him, and he turns to smile and reply.</p>
	<p>Shot: 41</p> <p>Notes: Hero swings by a work space where “curly” and “moe” sit, and flicks tasks off his PDA into two guy’s laptops. It is similar to the two finger gesture he gave during the game. The workers look up (we’re establishing them, and that they aren’t located in his cubicle).</p>

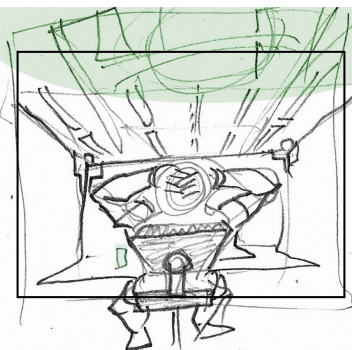


Focusing Matters – Brooklyn – Version 1

 A hand is shown sliding a PDA into a docking station. The PDA screen displays a green circular icon with a right-pointing arrow. The docking station is a rectangular device with a slot for the PDA.	<p>Shot: 42</p> <p>Notes: Hero slides his PDA into a docking station at his desk</p>
 A PDA is shown being tossed into the air. It lands on a desk, and green data points are shown bouncing out of the PDA and into a computer monitor. The monitor displays a green circular icon with a right-pointing arrow.	<p>Shot: 42 (Alternate)</p> <p>Notes: Alternately, he could toss the PDA recklessly. When it lands, we see data bounce out of the PDA and rebound into the computer screen, via a display surface. (reinforcing basketball obsession).</p>
 A PDA is shown on a desk. The computer screen displays a green circular icon with a right-pointing arrow, matching the icon on the PDA. The screen also shows other elements of a web tool, such as charts and hot tasks.	<p>Shot: 43</p> <p>Notes: The circle shown on his PDA pops up on his desk display. On the right side of his display we see more elements of the current web tools app, like hot tasks, and charts.</p>
 A hand is shown touching a list of tasks on a computer screen. The hand is holding the screen with the left hand and touching the list with the right hand. A 'CTRL' key is visible on the keyboard. The screen displays a green circular icon with a right-pointing arrow.	<p>Shot: 44</p> <p>Notes: The hero touches 3 tasks from the lengthy list using all 4 fingers of his right hand, while holding some left hand fingers in a gesture that equates a key press. The motion is rough, and reminiscent of his dribbling on the court. He is still energized from the game.</p>

Focusing Matters – Brooklyn – Version 1

	<p>Shot: 44 (continued)</p> <p>Notes: Hero's left hand fingers splay, and the 3 selected tasks fly out from the list. Next to each we see co-worker's windows live tags. Hero combines these three people/tasks with the circle and triangle shapes he's already made.</p>
	<p>Shot: 45</p> <p>Notes: "Curly" worker appears in a large window on the right side of his cubicle (crazy display tech). Hero slides the finished symbol over, which turns into graphics related components.</p>
	<p>Shot: 46</p> <p>Notes: "Moe" and Lady appear in same kind of window on the left wall of his cubicle. He slides the symbol again, but this time it turns into relevant programming code. (the symbol is the overall structure of the task's solution, meaning different things to different worker bees)</p>
	<p>Shot: 47</p> <p>Notes: The hero has delegated. He sits back to relax. (coming to a rest, from this endless series of moving tasks).</p>

Focusing Matters – Brooklyn – Version 1

	<p>Shot: 48</p> <p>Notes: He leans way back in his chair and looks up to the ceiling. He sees brooklyn related items. Perhaps the bridge. or sports teams logos. Either imagined or holographic. (or physically hanging from the ceiling?)</p>
	<p>Shot: 49</p> <p>Notes: Hero walks past a board room where the “Boss” is giving a presentation to a bunch of important people. (perhaps this is a video wall, and the presentation is taking place far away?)</p>
	<p>Shot: 49 (continued)</p> <p>Notes: The hero stops and sees his final symbol show up on the Boss’s presentation screen. He saved the day. (Perhaps he claps, as he did during the game, when he orchestrated a slam dunk?). (perhaps his team mates gather around him?)</p>